



# FINAL REPORT

# NEIGHBORHOOD BUSINESS DISTRICT SUPPORT GRANTS

Neighborhood Business District Support Grant Funds were used to establish two new grant programs to support Cincinnati's Neighborhood Business Districts in an effort to alleviate the impact of the COVID-19 pandemic. The **Small Business Support Program** offered neighborhood-serving small business the opportunity to reinvest in their operations, storefronts and employees. The **Infrastructure Grant Program** gave neighborhood-serving nonprofit organizations the opportunity invest in public space and amenities to better support safe community gathering and to reinvigorate certain places in Neighborhood Business Districts that had been negatively impacted by Covid-19 mitigation measures.

In total, HomeBase deployed **over \$2.5M in grant funds to 41 small businesses and 14 nonprofits** throughout the Cincinnati during the grant term. Grants made with NBDSG funds in both the Small Business Support and Infrastructure Grant Programs demonstrated critical investment in the city's neighborhoods and small businesses.

PROGRAM BUDGET	
Neighborhood Business District Support Grants	Final Disbursements Total
Neighborhood Business District Support Grants	\$2,594,962.87
Small Business Support Grants	\$410,000.00
Infrastructure Grants	\$2,184,962.87
HomeBase Administration	\$115,000.00
Total Program Budget	\$2,709,962.87

# SMALL BUSINESS SUPPORT PROGRAM

The Small Business Support Program was created in response to the adverse economic impacts of the COVID-19 pandemic to aid small businesses in continuing to operate and thrive as a vital part of our city's neighborhoods. Funds offered direct support for operations and the opportunity to improve the built environment, especially to enhance outdoor spaces providing for COVID-19 mitigation.

The negative economic impacts of the COVID-19 pandemic were mitigated for small business grant recipients in funds provided for operational expense support, including providing for payroll expense, purchasing fixtures and equipment and the repair or improvement of real property, especially to mitigate the spread of viral illness and increase visibility while operations and revenue were challenged by the ongoing impact of the pandemic.

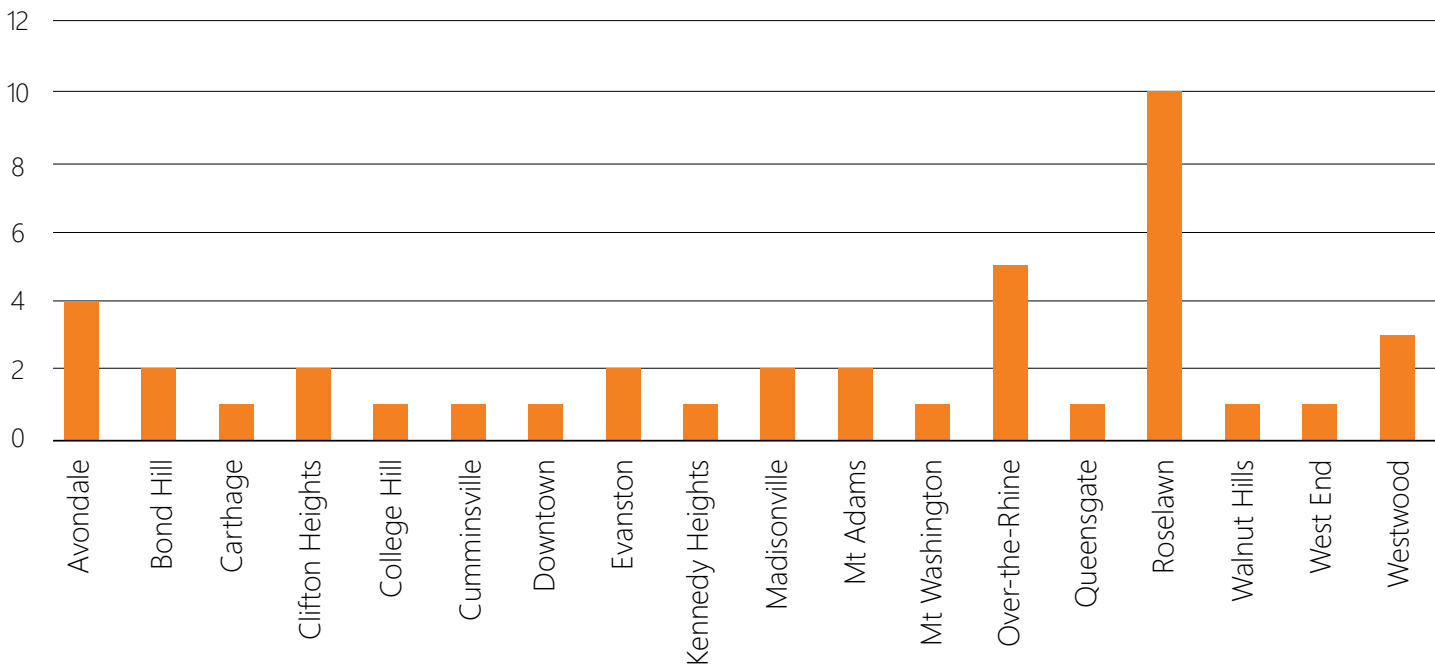
A total of \$410,000 in grant funds were disbursed to small businesses throughout Cincinnati. During the grant term, a total of **41 Small Businesses** were supported by Neighborhood Business District Support Grants deployed through the Small Business Support Program.

The small Bbusiness recipients hold **14 business enterprise certifications:**

- 4 Minority Business Enterprises
- 7 Women Business Enterprises
- 3 Small Business Enterprises

These small businesses are in **18 neighborhoods** throughout Cincinnati. A map of supported Small Businesses can be viewed at this link and on the page to follow.

Locations of Supported Small Business



# NEIGHBORHOOD BUSINESS DISTRICT SUPPORT GRANTS SMALL BUSINESS SUPPORT PROGRAM

*“NBDSG funds... enabled us to keep our footing and help us move small steps forward, despite tremendous cost increases at every aspect in the operations”*

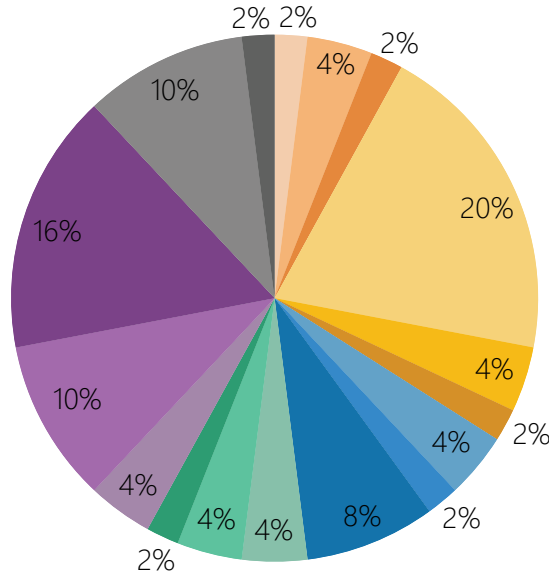
*Kate Weldishofer, General Manager at Marty's Hops & Vines*

Funds were often used for fixtures and equipment allowing businesses to increase production or improve efficiency, conduct property repair or improvement and cover payroll and other staffing expenses over a discrete period during the grant term.

Small business grant recipients also commonly used funds for operational expenses, for 10% of recipients, to cover rent expenses, also for 10% of recipients, and to produce marketing and advertising materials, for 8% of recipients, during a time when reduced revenue and increased operating costs challenged the ability of many businesses to continue to operate.

However, investment in fixtures and equipment or property improvements were the most common use of funds, occurring for 20% and 16% of small business grant recipients, respectively, faced with the challenge of responding to pandemic restrictions to operations and changes in demand for services resulting from such restrictions. For example, Sweets & Meats, in Mt Washington, used funds to purchase and build of a smoker affixed to a trailer for use managing changing demand for menu items in a way that allowed them to continue operating from their storefront.

Use of Grant Funds



- Advertising
- Consultant Services
- Contractor Services
- Fixtures and Equipment
- Food Supplies
- Goods & Services
- Inventory
- Manufacturing Expenses
- Marketing Materials
- Material Production
- Minor Property Repair
- Operational Supplies
- Operational Expenses
- Payroll Costs
- Property Improvements
- Rent Expenses
- Utilities Expenses



*Sweets & Meats new smoker, mounted on the trailer allowed by the neighborhood zoning.*

# NEIGHBORHOOD BUSINESS DISTRICT SUPPORT GRANTS INFRASTRUCTURE GRANTS PROGRAM

The Infrastructure Grants Program was created in response to the community impact of the COVID-19 pandemic, to facilitate change in neighborhood infrastructure in order to foster safe community gathering opportunities and provide support to the ongoing work of building community, especially with newly necessary public health considerations.

Funds offered through the Infrastructure Grants provided the opportunity to improve the built environment, especially to enhance outdoor spaces providing for COVID-19 mitigation, with priority given to enhancing the built environment in the City's recognized Neighborhood Business Districts.

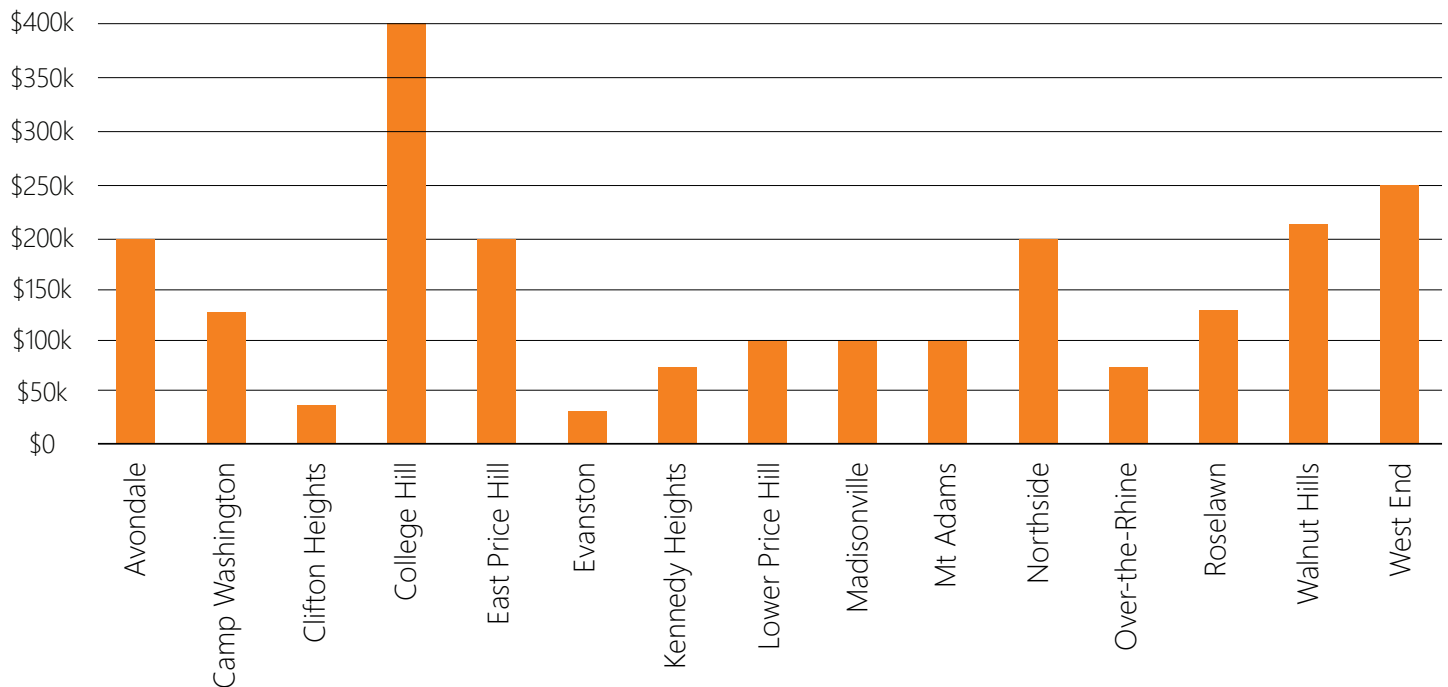
A total of **\$2,219,240** in funds were awarded to neighborhood serving nonprofit organizations in Cincinnati.

Grant funds leveraged an additional \$7,452,611 across all funded projects (3.3:1). Leveraged funds were largely concentrated among a few development projects undertaken by College Hill Urban Redevelopment Corporation (Hollywood Apartments, Dow's Corner, the Knight Building), The Community Builders (storefronts at Avondale Town Center), Walnut Hills Redevelopment Foundation (Business Improvements) and Northsiders Engaged in Sustainable Transformation (4024 Hamilton, Knowlton's Corner gateway).

**16 projects** were supported by Neighborhood Business District Support Grants through the Infrastructure Grants Program during the grant term; several of which facilitated investment in storefronts and retail spaces in the neighborhood served by the recipient organization.

The funded projects are in **15 neighborhoods** throughout the city. A map of supported projects can be viewed at [this link](#) and on the page to follow.

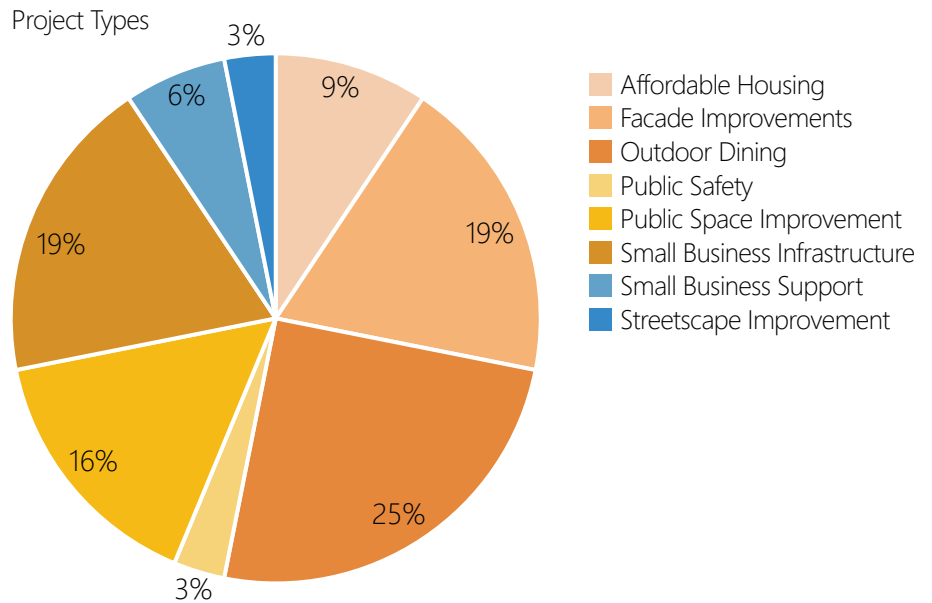
Infrastructure Grants Awarded by Neighborhood



# NEIGHBORHOOD BUSINESS DISTRICT SUPPORT GRANTS INFRASTRUCTURE GRANTS PROGRAM

One of the primary uses of grants made under the Infrastructure Grants Program was the development or improvement of outdoor dining spaces, in 25% of projects, followed closely by using funds for small business infrastructure or facade improvements, each in 19% of projects.

In some instances, the recipient utilized funds to improve covid-safe spaces at properties under development by the grant recipient. Camp Washington CURC, the Clifton Business & Professional Association, the Mt Adams Business Guild, Northsiders Engaged in Sustainable Transformation, the Over-the-Rhine Chamber of Commerce, The Community Builders, Community Happens Here, the Evanston Community Council, Madisonville CURC, the Roselawn Business Alliance and Walnut Hills Redevelopment Foundation all supported neighborhood small businesses with infrastructure, facade, and outdoor dining improvements.



*upper: the outdoor gathering space developed by Price Hill Will to support Meiser's grocery and Outerspace*



*lower: seating area developed by College Hill CURC to support new retail at the Knight Building*

# NEIGHBORHOOD BUSINESS DISTRICT SUPPORT GRANTS INFRASTRUCTURE GRANTS PROGRAM

Many recipients of the Infrastructure Grants utilized funds to support investment in small businesses to improve, enhance or build new outdoor dining spaces in an effort to support further revenue opportunities to keep neighborhood-serving small businesses operating while maintaining safe operational practices in the wake of change resulting from the pandemic.



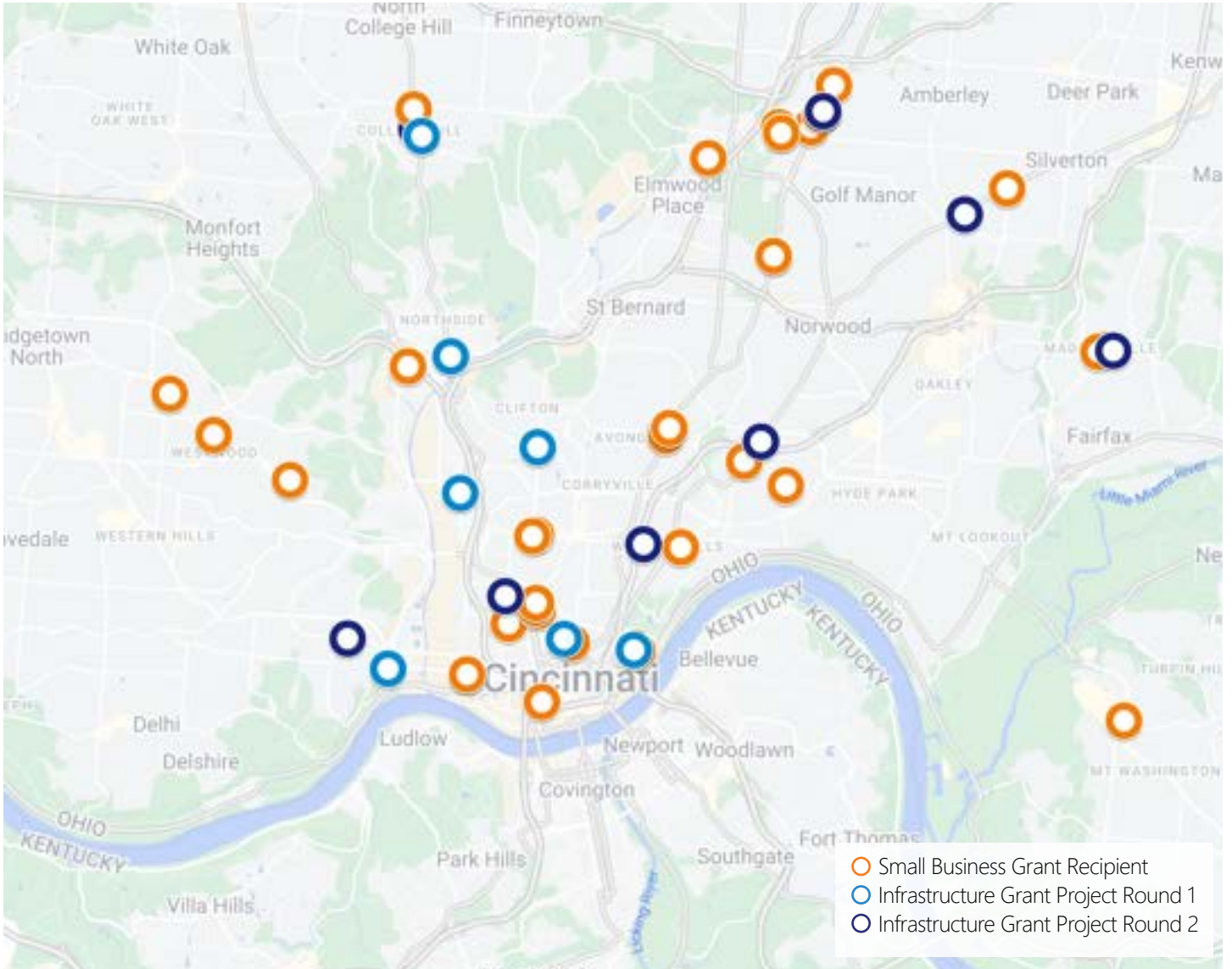
*upper: Cream + Sugar  
Coffee House added  
outdoor seating after  
sidewalk infill and  
repaving with Evanston  
Community Council*



*lower: Mazunte  
Taqueria added  
outdoor seating at both  
Madison Rd locations  
with MCURC*



# NEIGHBORHOOD BUSINESS DISTRICT SUPPORT GRANTS AWARD GEOGRAPHY



# PROMOTING EQUITABLE OUTCOMES

Evaluation criteria for applications made to the Small Business Support Grants and Neighborhood Business District Infrastructure Grants programs included assessments of project location, to ensure the provided support would benefit low and moderate income communities, and assessments of the overall community benefit through support for creating or retaining affordable housing and creating or retaining significant jobs or payroll.

In addition, evaluation criteria included assessments of the project scope and budget, organization or business capacity, leveraged funds and sources, project implementation, the impact on the Neighborhood Business District and the demonstrated mitigation potential for impacts of the COVID-19 pandemic.

## NBDSG Scoring Sheet

Category	Factor	YES / NO
<b><u>Qualifying Census Tract</u></b>	<i>Project occurs in or impacts Low/Mod census tract.</i>	
<b><u>NBD Impact</u></b>	<i>Project physically, contractually, or financially (directly) impacts one or more businesses. Direct impact should be verified through documentation.</i>	
<b><u>Community Support</u></b>	<i>Project demonstrates community support from, but not limited to, community council, business association, community development corporation, and other stakeholders.</i>	
<b><u>Project Scope/ Budget</u></b>	<i>Applicant clearly and concise explains the work needed to complete the project. Applicant has outlined a thorough and reasonable budget with line items verified through quotes and bids.</i>	
<b><u>Provides Affordable Housing or Job Creation/ Retention</u></b>	<i>Project creates or preserves, low-income housing units to the extent financially feasible given the project conditions. OR Create and / or retain significant jobs and payroll.</i>	
<b><u>Private Leverage</u></b>	<i>Budget demonstrates direct (project specific) private leverage.</i>	
<b><u>Organization's Capacity</u></b>	<i>Applicant has the capacity to carry out project.</i>	
<b><u>Project Implementation Readiness</u></b>	<i>Project will realize full implementation within 1 year of grant award.</i>	
<b><u>Assistance to Businesses Impactd by COVID-19</u></b>	<i>Includes limited operation, limited staffing, reduced services, product offerings and/or adapted business model as a result of the COVID-19 pandemic.</i>	
<b><u>Applicant has Demonstrated COVID-19 Impact</u></b>	<i>Applicant must provide a rationale for how COVID-19 pandemic has had an adverse impact on operation.</i>	



NEIGHBORHOOD BUSINESS DISTRICT SUPPORT GRANTS  
SMALL BUSINESS SUPPORT GRANTS DISBURSEMENTS



# Small Business Support Grant Recipients

Small Business Grant Recipient	Contact Person	Business Address	Neighborhood	MBE	WBE	SBE	Grant Disbursement Amount	Primary Expense Category
A Mirage Beauty Salon	Mattie Stallworth	1016 E McMillan St, Cincinnati 45206	Walnut Hills				\$ 10,000.00	Minor Property Repair
A Ruth Creations	Annie Ruth Napier	1860 Wynnewood Ln, Cincinnati 45237	Roselawn				\$ 10,000.00	Material Production
Anointed Hands	Angela McCoy	1438 Section Rd, Cincinnati, 45237	Roselawn				\$ 10,000.00	Fixtures and Equipment
Artichoke LLC	Hannah Bender	1824 Elm St, Cincinnati 45202	Over-the-Rhine				\$ 10,000.00	Goods & Services
BETTER BLEND NUTRITION (CBD)	Isaiah Hamlin	345 W 4th St, Cincinnati 45202	Downtown				\$ 10,000.00	Marketing Materials
Black and Bossie	Brandon Smith	1125 W 8th St, Cincinnati 45203	Over-the-Rhine				\$ 10,000.00	Marketing Materials
Champ's Nail Salon LLC	Nate Sanders-Tubbs	3559 Reading Rd, Cincinnati 45229	Avondale				\$ 10,000.00	Rent Expenses
Cincinnati Healing Arts	Jamila Maddox	3559 Reading Rd, Cincinnati 45229	Avondale				\$ 10,000.00	Rent Expenses
Cincinnati Cookie Collection, LLC	Christina Davis	4926 Reading Rd, Cincinnati 45237	Bond Hill				\$ 10,000.00	Rent Expenses
Flavors of the Isle	Ebony Williams	1807 Elm St, Cincinnati 45202	Over-the-Rhine	Y	Y	Y	\$ 10,000.00	Fixtures and Equipment
Gail V Bullard DBA Winners Tax Service Inc.	Gail Bullard	1821 Summit Rd, Cincinnati 45237	Roselawn	Y	Y	Y	\$ 10,000.00	Fixtures and Equipment
GOOD PLATES EATERY (JAPG Restaurant Group)	Andrew Schlanser	235 W McMillan St, Cincinnati, 45219	Clifton Heights				\$ 10,000.00	Payroll
H & H DEMO	Richard Williams	1125 W 8th St, Cincinnati 45203	Queensgate	Y			\$ 10,000.00	Payroll
House of Cutz LLC	Basil Lewis	1442 Section Rd, Cincinnati, 45237	Roselawn				\$ 10,000.00	Operational Supplies
Infinity Body Work LLC	Kimberly Matthews-Alexander	1821 Summit Rd, Cincinnati 45237	Roselawn				\$ 10,000.00	Fixtures and Equipment
K & J SEAFOOD	Jyona Armstead	4928 Reading Rd, Cincinnati 45237	Bond Hill		Y		\$ 10,000.00	Property Improvements
KENNEDY RETAIL LLC	Stephanie Skinner	6566 Montgomery Rd, Cincinnati 45213	Kennedy Heights		Y		\$ 10,000.00	Property Improvements
Keses Incorporated LLC	Khadijah Abdullah	1401 Woodland Ave, Cincinnati 45237	Roselawn		Y		\$ 10,000.00	Advertising
Kim A Steinsiek LLC DBA Duttenofer's Books	Kim Steinsiek	214 W McMillan St, Cincinnati 45219	Clifton Heights		Y		\$ 10,000.00	Advertising
LaJay's Management, Service LLC	Denise Matthews	PO Box 37597, Cincinnati 45222	Roselawn		Y		\$ 10,000.00	Operational Supplies
LuvBugz Childcare Palace	Maya Edmerson	2867 Orland Ave, Cincinnati 45211	Westwood				\$ 10,000.00	Fixtures and Equipment
Marty's Hops & Vines	Kate Weldshofer	6110 Hamilton Ave, Cincinnati 45224	College Hill				\$ 10,000.00	Property Improvements
Millie's Place	Angie Henson	5923 Madison Rd, Cincinnati 45227	Madisonville		Y		\$ 10,000.00	Property Improvements
Morton Carpet Cleaning Service	John Edwards	7710 Reading Rd, Suite 3, Cincinnati 45237	Roselawn				\$ 10,000.00	Payroll
N7 Consulting Services LLC	Joseph Nava	7011 Vine St, Cincinnati 45223	Carthage				\$ 10,000.00	Property Improvements
OVER THE RHINE CIGARS	David Macejko	1722 Elm St, Cincinnati 45202	Over-the-Rhine			Y	\$ 10,000.00	Property Improvements
Prive Hospitality Group LLC	Bhishma Desai	950 Pavilion St, Cincinnati 45202	Mt Adams	Y			\$ 10,000.00	Property Improvements
Raven's Creations LLC	Raven Jackson	2043 Hewitt Ave, Cincinnati 45207	Evanston				\$ 10,000.00	Fixtures and Equipment
Roselawn Pharmacy	Jason Dorsey	7601 Reading Rd, Cincinnati 45237	Roselawn			Y	\$ 10,000.00	Property Improvements
Shining Stars Learning Center	Erica Crawford	3159 Harrison Ave, Cincinnati 45211	Westwood				\$ 10,000.00	Property Improvements
SMV Cafe (Saturday Morning Vibes LLC)	Arielle Nelson	3539 Reading Rd, Cincinnati 45229	Avondale				\$ 10,000.00	Payroll
Stagg's Barbershop	DeAngelo Boynton	3501 Burnet Ave, Cincinnati 45229	Avondale				\$ 10,000.00	Payroll
Stylish LeNese BOUTIQUE	Shawnte Barker	4905 Whetsel Ave, Cincinnati 45227	Madisonville				\$ 10,000.00	Payroll
SWEETS & MEATS BBQ	Kristen Bailey	2249 Beechmont Ave, Cincinnati 45230	Mt Washington		Y		\$ 10,000.00	Fixtures and Equipment
The Hub OTR LLC	1209 Main St	1215 Main St, Cincinnati 45202	Over-the-Rhine				\$ 10,000.00	Property Improvements
THROUGH THE STORM PRODUCTIONS	Kenneth James Worlu, Jr	567 W Liberty St, Apt. 101, Cincinnati 45214	West End				\$ 10,000.00	Property Improvements
TIMELESS RECORDING STUDIO	Evan Johnson	3437 Montgomery Rd, Cincinnati 45207	Evanston				\$ 10,000.00	Marketing Materials
TRULY YOU EVENT PRODUCTION	Sheree Lee	2858 Shaffer Ave, Cincinnati 45211	Westwood				\$ 10,000.00	Marketing Materials
Upper Eden	Linda Loschiavo	1120 St. Gregory St, Cincinnati 45202	Mt Adams				\$ 10,000.00	Marketing Materials
WINDOWS ART ENRICHMENT	Robin Carpenter	1814 Powers Ct, Cincinnati 45231	Cumminsville				\$ 10,000.00	Rent Expenses
Xaishax LLC	Imani Aisha	7710 Reading Rd, Suite 3, Cincinnati 45237	Roselawn				\$ 10,000.00	Rent Expenses



NEIGHBORHOOD BUSINESS DISTRICT SUPPORT GRANTS  
INFRASTRUCTURE GRANTS DISBURSEMENTS



# Infrastructure Grant Recipients

Grantee	Round	Award	Total Expenses	Leveraged Funds	Leverage Ratio	Neighborhood	Project Type 1
Camp Washington Urban Revitalization Corporation	ONE	\$127,929.00	\$127,929.40		0.00	Camp Washington	Façade Improvements
Clifton Business & Professional Association	ONE	\$35,000.00	\$34,188.56	\$0.00	0.00	Clifton Heights	Outdoor Dining
College Hill Community Urban Redevelopment Corporation	ONE	\$200,000.00	\$200,000.00	\$2,450,800.00	12.25	College Hill	Affordable Housing
Mt Adams Business Guild	ONE	\$100,000.00	\$47,236.01		0.00	Mt Adams	Outdoor Dining
Northsiders Engaged in Sustainable Transformation	ONE	\$200,000.00	\$200,000.00	\$765,000.00	3.83	Northside	Small Business Infrastructure
Over-the-Rhine Chamber of Commerce	ONE	\$75,000.00	\$75,000.00		0.00	Over-the-Rhine	Small Business Support
Price Hill Will	ONE	\$99,950.00	\$99,950.00	\$58,400.00	0.58	Lower Price Hill	Outdoor Dining
The Community Builders	ONE	\$200,000.00	\$203,000.00	\$1,321,887.00	6.51	Avondale	Small Business Infrastructure
College Hill Community Urban Redevelopment Corporation	TWO	\$200,000.00	\$200,000.00	\$1,838,464.00	9.19	College Hill	Small Business Infrastructure
Community Happens Here	TWO	\$73,890.00	\$73,890.00	\$40,000.00	0.54	Kennedy Heights	Outdoor Dining
Evanston Community Council	TWO	\$30,437.00	\$31,725.00	\$14,900.00	0.47	Evanston	Public Space Improvement
Madisonville Community Urban Redevelopment Corporation	TWO	\$100,000.00	\$100,000.00	\$5,000.00	0.05	Madisonville	Outdoor Dining
Price Hill Will	TWO	\$198,134.00	\$198,134.00	\$117,411.00	0.59	East Price Hill	Affordable Housing
Roselawn Business Alliance	TWO	\$128,900.00	\$128,900.00		0.00	Roselawn	Small Business Support
Seven Hills Neighborhood Houses	TWO	\$250,000.00	\$250,000.00	\$492,500.00	1.97	West End	Affordable Housing
Walnut Hills Redevelopment Foundation	TWO	\$215,000.00	\$215,009.90	\$348,249.00	1.62	Walnut Hills	Façade Improvements
TOTALS		\$2,234,240.00	\$2,184,962.87	\$7,452,611.00			
Leverage Ratio				3.34			



NEIGHBORHOOD BUSINESS DISTRICT SUPPORT GRANTS  
BALANCE SHEETS



Process Date	Vendor	Invoice Number	Transaction Amount	Balance
	City Payment		\$2,085,000.00	\$2,085,000.00
10/18/2022	College Hill Community Urban Redevelopment Corporatio	2803	-\$62,931.35	\$2,022,068.65
11/18/2022	College Hill Community Urban RedevelopmentCorporatio	2	-\$41,148.38	\$1,980,920.27
11/21/2022	Camp Washington Urban Redevelopment Corporation	1	-\$38,216.42	\$1,942,703.85
11/21/2022	Clifton Business & Professional Association	1	-\$14,615.29	\$1,928,088.56
11/21/2022	Over-the-Rhine Chamber of Commerce	1	-\$75,000.00	\$1,853,088.56
12/1/2022	HomeBase Fee		-\$85,000.00	\$1,768,088.56
12/1/2022	BETTER BLEND NUTRITION	2	-\$10,000.00	\$1,758,088.56
12/1/2022	GOOD PLATES EATERY	1	-\$10,000.00	\$1,748,088.56
12/1/2022	H & H DEMO	1	-\$10,000.00	\$1,738,088.56
12/1/2022	Stylish LeNese BOUTIQUE	1	-\$10,000.00	\$1,728,088.56
12/1/2022	THROUGH THE STORM PRODUCTIONS	1	-\$10,000.00	\$1,718,088.56
12/1/2022	WINDOWS ART ENRICHMENT	2	-\$10,000.00	\$1,708,088.56
12/8/2022	Black and Bossie	1	-\$10,000.00	\$1,698,088.56
12/8/2022	Davis Cookie Collection, LLC	1	-\$10,000.00	\$1,688,088.56
12/8/2022	K & J SEAFOOD	1	-\$10,000.00	\$1,678,088.56
12/8/2022	KENNEDY RETAIL LLC	1	-\$10,000.00	\$1,668,088.56
12/8/2022	Keses Incorporated LLC	1	-\$10,000.00	\$1,658,088.56
12/8/2022	Prive Hospitality Group LLC	1	-\$10,000.00	\$1,648,088.56
12/8/2022	Shining Stars Learning Center	1	-\$10,000.00	\$1,638,088.56
12/13/2022	A Ruthe Creations	1	-\$10,000.00	\$1,628,088.56
12/13/2022	Artichoke LLC	1	-\$10,000.00	\$1,618,088.56
12/13/2022	Cincinnati Healing Arts	1	-\$10,000.00	\$1,608,088.56
12/13/2022	Kim A Steinsiek LLC DBA Duttenofer's Books	1	-\$10,000.00	\$1,598,088.56
12/13/2022	LaJay's Management Service LLC	1	-\$10,000.00	\$1,588,088.56
12/13/2022	Marty's Hops & Vines	1	-\$10,000.00	\$1,578,088.56
12/13/2022	Morton Carpet Cleaning Service	1	-\$10,000.00	\$1,568,088.56
12/13/2022	OVER THE RHINE CIGARS	1	-\$10,000.00	\$1,558,088.56
12/13/2022	SWEETS & MEATS BBQ	1	-\$10,000.00	\$1,548,088.56
12/14/2022	A Mirage Beauty Salon	1	-\$10,000.00	\$1,538,088.56
12/14/2022	Anoited Hands	1	-\$10,000.00	\$1,528,088.56
12/14/2022	Champ's Nail Salon LLC	1	-\$10,000.00	\$1,518,088.56
12/14/2022	Gail V Bullard DBA Winners Tax Service Inc.	1	-\$10,000.00	\$1,508,088.56
12/14/2022	Infinity Body Work LLC	1	-\$10,000.00	\$1,498,088.56
12/14/2022	LuvBugz Childcare Palace	1	-\$10,000.00	\$1,488,088.56
12/14/2022	College Hill Community Urban Redevelopment Corporatio	3	-\$47,206.92	\$1,440,881.64
12/14/2022	Raven's Creations LLC	1	-\$10,000.00	\$1,430,881.64
12/14/2022	Roselawn Pharmacy	1	-\$10,000.00	\$1,420,881.64
12/14/2022	TRULY YOU EVENT PRODUCTION	1	-\$10,000.00	\$1,410,881.64
12/14/2022	Upper Eden	1	-\$10,000.00	\$1,400,881.64

Process Date	Vendor	Invoice Number	Transaction Amount	Balance
12/20/2022	SMV Cafe (Saturday Morning Vibes LLC)		-\$10,000.00	\$1,390,881.64
12/20/2022	The Hub OTR LLC		-\$10,000.00	\$1,380,881.64
12/20/2022	Bank s/c		-\$30.00	\$1,380,851.64
12/21/2022	TIMELESS RECORDING STUDIO	1	-\$10,000.00	\$1,370,851.64
12/28/2022	Flavors of the Isle	1	-\$10,000.00	\$1,360,851.64
12/28/2022	Millie's Place	1	-\$10,000.00	\$1,350,851.64
12/28/2022	N7 Consulting Services LLC	1	-\$10,000.00	\$1,340,851.64
12/28/2022	Xaishax LLC	1	-\$10,000.00	\$1,330,851.64
1/3/2023	House of Cutz LLC	1	-\$10,000.00	\$1,320,851.64
1/3/2023	Stagg's Barbershop	1	-\$10,000.00	\$1,310,851.64
1/4/2023	Clifton Business & Professional Association	2	-\$3,384.00	\$1,307,467.64
1/4/2023	College Hill Community Urban Redevelopment Corporatio	4	-\$48,713.35	\$1,258,754.29
1/18/2023	Price Hill Will	1	-\$71,647.09	\$1,187,107.20
3/8/2023	Clifton Business & Professional Association	NBDSG #1	-\$16,189.27	\$1,170,917.93
3/8/2023	College Hill Community Urban Redevelopment Corporatio	2806	-\$126,500.00	\$1,044,417.93
3/8/2023	Roselawn Business Alliance	NBDSG - #	-\$80,000.00	\$964,417.93
3/9/2023	Camp Washington Urban Revitalization Corp	Multiple	-\$89,712.98	\$874,704.95
3/21/2023	Price Hill Will	#3 NBDSG	-\$28,302.91	\$846,402.04
3/21/2023	The Community Builders	NBDSG #1	-\$57,797.61	\$788,604.43
5/19/2023	MCURC		-\$100,000.00	\$688,604.43
6/5/2023	Community Happens Here		-\$15,000.00	\$673,604.43
6/9/2023	Community Happens Here		-\$13,009.40	\$660,595.03
6/19/2023	HomeBase fee		-\$30,000.00	\$630,595.03
6/29/2023	The Community Builders		-\$145,202.39	\$485,392.64
7/13/2023	College Hill Community Urban Redevelopment Cor	p	-\$37,750.00	\$447,642.64
7/20/2023	Evanston Community Council		-\$11,103.75	\$436,538.89
7/31/2023	Community Happens Here		-\$45,880.60	\$390,658.29
8/3/2023	College Hill Community Urban Redevelopment Cor	p	-\$35,750.00	\$354,908.29
8/7/2023	Evanston Community Council		-\$20,621.25	\$334,287.04
8/10/2023	Roselawn Business Alliance		-\$10,000.00	\$324,287.04
8/11/2023	Walnut Hills Redevelopment Fdn		-\$37,106.94	\$287,180.10
	City Payment		\$625,000.00	\$912,180.10
8/14/2023	NEST		-\$62,220.00	\$849,960.10
8/20/2023	Price Hill Will		-\$198,134.00	\$651,826.10
8/29/2023	Nest		-\$137,780.00	\$514,046.10
9/14/2023	7 Hills		-\$250,000.00	\$264,046.10
9/18/2023	Mt Adams Guild		-\$47,236.01	\$216,810.09
9/24/2023	Roselawn Business Alliance		-\$38,900.00	\$177,910.09
9/26/2023	Walnut Hills Redevelopment Fdn		-\$23,791.96	\$154,118.13
9/30/2023	Walnut Hills Redevelopment Fdn		-\$154,111.00	\$7.13